

Permanent Magnetic Vertical Chuck

SPA 242.90

With fine transverse pole pitch $P = 1.9 \text{ mm}$

Use:

Primarily for horizontal machining of workpieces.

Features:

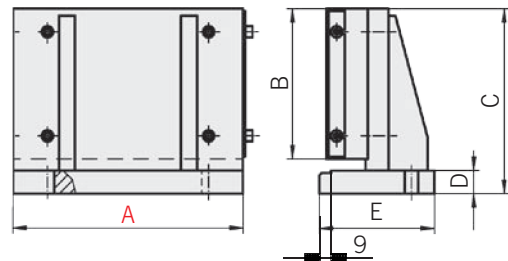
T-section block made from St 52-3 and supplied complete with permanent magnetic chuck SPA 243.01.

Laminations 0.5 mm brass / 1.4 mm steel.
The T-section can also be supplied with other permanent, electro or electro-permanent chucks.

Parallelism and angularity: 0.005 / 100 mm
Nominal holding force: 80 N/cm²
Magnetic field height: 6 mm
Pole plate wearing limit: 8 mm



Dimensions in mm					Weight in kg
A	B	C	D	E	
250	150	190	30	156	38.0
350	150	190	30	156	52.0
400	200	240	30	175	75.0
500	200	240	30	175	93.5



Other sizes available on request.

Ordering example: Permanent Magnetic Vertical Chuck SPA 242.90 - 500

Ordering key:

Permanent Magnetic Chuck

SPA 243.01

With fine transverse pole pitch $P = 1.9 \text{ mm}$

Use:

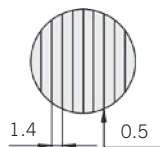

For small, medium and large workpieces.

Features:

Uninterrupted transverse pole arrangement.
Constant holding force over the entire pole-surface area and along the side faces.

Laminations 0.5 mm brass / 1.4 mm steel.

Nominal holding force: 80 N/cm²
Magnetic field height: 6 mm
Pole plate wearing limit: 8 mm



Dimensions in mm				Weight in kg	Dimensions in mm				Weight in kg
A	B	C ^{+0.5} ₋₂	D		A	B	C ^{+0.5} ₋₂	D	
140*	70	49	103	3.7	400	150	51	365	26.2
175	100	49	147	7.0	450	150	51	415	30.0
200	100	49	172	8.1	300	200	51	267	26.2
250	100	49	220	13.2	400	200	51	367	35.0
255	130	49	222	14.5	500	200	51	466	43.7
150	150	51	115	9.8	600	200	51	566	52.4
250	150	51	215	16.4	500	250	56	464	58.5
300	150	51	265	19.7	500	300	56	456	70.2
350	150	51	315	23.0	600	300	56	557	84.2



*without mounting slots, actuation with tie-bar on short side.
Stainless execution see chapter 8, SPA 243.16

Available with flushing channels for spark erosion applications.

Ordering example: Permanent Magnetic Chuck SPA 243.01 - 500 x 200

Ordering key: